



Order No. **500003154**
Model No. **ULT88**

Notes:

Section 10309 - Manufactured Electric Fireplaces

PART 1 GENERAL

1.1 SECTION INCLUDES

- A. Manufactured electric fireplaces.

1.2 RELATED SECTIONS

- A. Section 06100 - Rough Carpentry: Wood framed rough opening and enclosure.

1.3 REFERENCES

- A. UL - 2021
- B. CSA - C22.2 No. 46

1.4 SUBMITTALS

- A. Submit under provisions of Section 01300.
- B. Product Data: Manufacturer's data sheets on each product to be used, including:
 - 1. Preparation instructions and recommendations.
 - 2. Storage and handling requirements and recommendations.
 - 3. Installation methods.
- C. Manufacturer's Certificates: Certify products meet or exceed specified requirements.
- D. Manufacturer's warranty.

1.5 DELIVERY, STORAGE, AND HANDLING

- A. Store products in manufacturer's unopened packaging until ready for installation.
- B. Protect materials from exposure to moisture. Do not deliver until after wet work is complete and dry.

1.6 WARRANTY

- A. Provide the manufacturer's 5-year limited warranty on electrical components.

PART 2 PRODUCTS

2.1 ACCEPTABLE MANUFACTURERS

- A. Pre-fabricated Electric Fireplace:
 - 1. Base: Dimplex Electric Fireplace
Glen Dimplex Americas
1367 Industrial Road
Cambridge ON N3H 4W3
1-888-346-7539
www.dimplex.com
 - 2. Substitutions not permitted
 - 3. Requests for substitutions will be considered in accordance with provisions of Section 01600.



Order No. **500003154**
Model No. **ULT88**

Notes:

Section 10309 - Manufactured Electric Fireplaces

2.2 ELECTRIC FIREPLACES

A. General:

1. Provide all components and accessories required for a complete, functional unit.
2. cULus listed, file E71416

B. Pre-fabricated Electric Fireplace:

1. Base Product:

- a) Dimplex Ignite Ultra Linear Electric Fireplace
- b) Material Number: 500003154
- c) Model Number: ULT88
- d) Regulatory model number: 6914190900

2. Description: Realistic 88" linear electric fireplace

3. Dimensions (Without Trim):

- a) Width: 88-5/8" / 225 cm
- b) Height: 27-1/2" / 69.9 cm
- c) Depth: 14-1/2" / 36.9 cm

4. Framing Dimensions:

- a) Width: 88-3/4" / 225.5 cm
- b) Height: 28" / 71.1 cm
- c) Depth: 15" / 38.1 cm

5. Electrical:

- a) Volts: 120 V (3-Wire) or 240 V (4-Wire)
- b) Watts: 1500 W at 120 V, 2500 W at 240 V
- c) BTUs/hr: 5118 / 8530
- d) Amps: 12.5/10.4

6. Venting: Non-venting

7. Operation: Flame only, flame and heat

8. Heating: Fan-forced circulation with option to permanently disable the heater

9. Liner: Steel

10. Standard features:

- a) NEW patent-pending Dynamic-Fire Flame Effect for remarkably realistic flames.
- b) NEW patent-pending rhythmic logs with inner glow technology.
- c) Seamless installation. Enjoy true design versatility with your choice of four installation options in one fireplace: front-facing, left-corner, right-corner, or bay-style.
- d) Flame Connect App takes the increased options of the remote and makes the personalization endless.



Order No. 500003154
Model No. ULT88

Notes:

Section 10309 - Manufactured Electric Fireplaces

- e) Three natural crackling fire sound options to enhance the ambiance of the fire.
- f) Hardwire capabilities - 120V, 240V.
- g) Onboard controls and wall-mountable remote.
- h) Built-in Timer - Set for up to 8 hours.
- i) Equipped with integrated self-diagnostic technology that provides maintenance and operation feedback.

11. Control options:

- a) Flame Connect mobile app
- b) Multi-function remote control with wall-mount
- c) Onboard controls (Standby, heat, link)
- d) Built-in power switch

PART 3 EXECUTION

3.1 INSPECTION

- A. Do not begin installation until substrates have been properly prepared.
- B. If substrate preparation is the responsibility of another installer, notify Architect of unsatisfactory preparation before proceeding.
- C. Verify proper power supply and fuel source are available.

3.2 PREPARATION

- A. Clean surfaces thoroughly prior to installation.
- B. Prepare surfaces using the methods recommended by the manufacturer for achieving the best result for the substrate under the project conditions.

3.3 INSTALLATION

- A. Install in accordance with manufacturer's instructions and requirements of authorities having jurisdiction.
- B. Use manufacturer's guidelines for minimum clearances to combustibles, walls, and finishes.
- C. Anchor all components firmly in position for long life under hard use.
- D. Upon completion of installation, visually inspect all exposed surfaces. Touch up scratches and abrasions with touch up paint recommended by the manufacturer; make imperfections invisible to the unaided eye from a distance of 5 feet (1.5 m).
- E. To use the mobile app, install where a WiFi connection is available.
- F. To install with no heat, refer to user manual (PN, 7216840100), Section 8.

3.4 PROTECTION

- A. Protect installed products until completion of project.
- B. Touch-up, repair or replace damaged products before Substantial Completion.

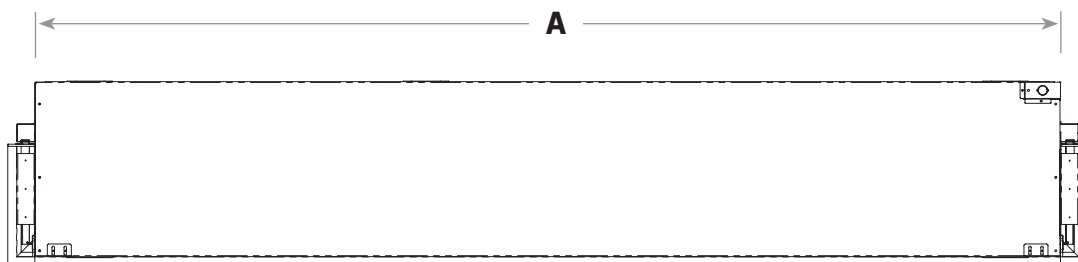
END OF SECTION



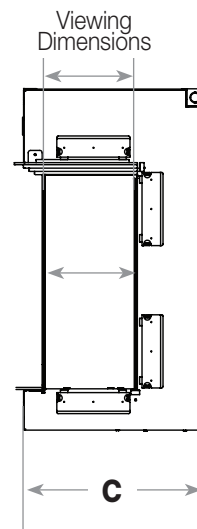
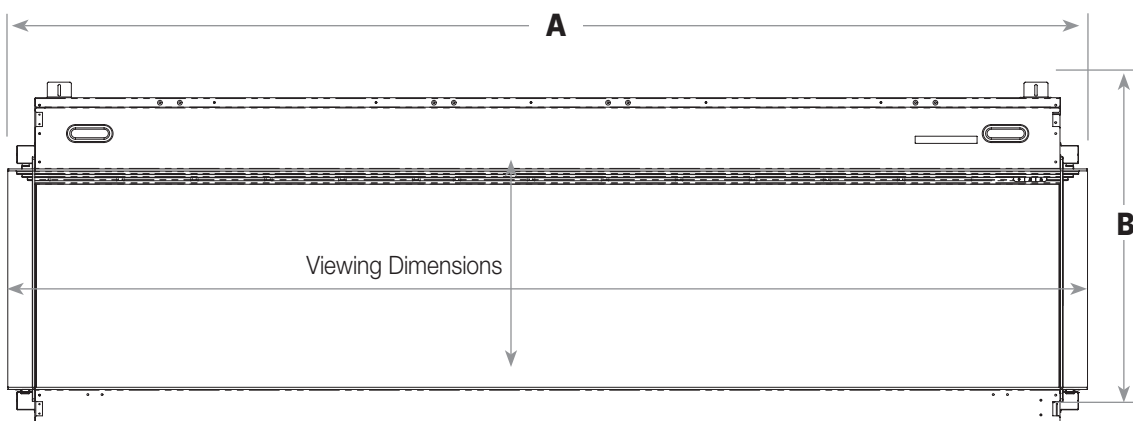
Order No. **500003154**
 Model No. **ULT88**
 Notes:

Product Dimensions:

TOP VIEW - NO TRIM



FRONT - WITH TRIM



Product ULT88	A WIDTH (in/cm)	B HEIGHT (in/cm)	C DEPTH (in/cm)	VIEWING DIMENSION - WxHxD (in/cm)
Bay Install with Trim	92-5/8 (235.3)	27-1/2 (69.9)	14-1/2 (36.9)	88 x 17 x 7-11/16 (223.5 x 42.9 x 19.5)
Front Install	88-5/8 (225)			



Order No. **500003154**
 Model No. **ULT88**

Notes:

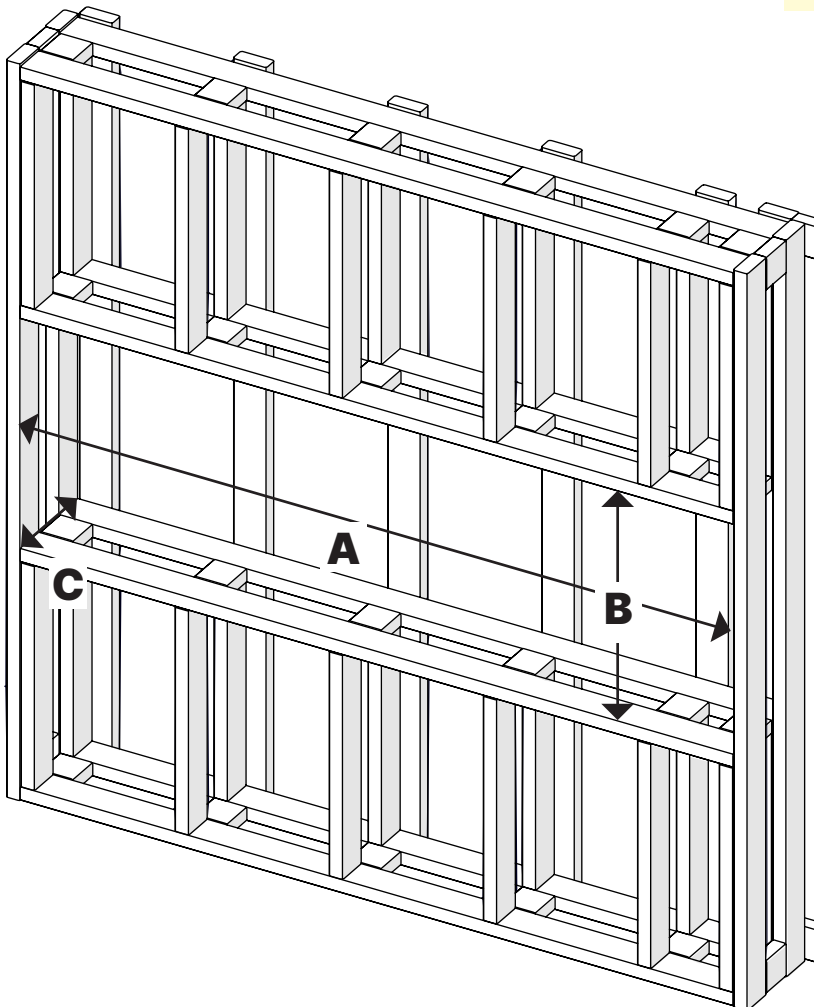
Framing Dimensions

Model	Width	Height	Depth
	A	B	C
ULT50	50-3/4" 129 cm	28" 71.2 cm	15" 38.2 cm
ULT60	60-3/4" 154.4 cm		
ULT74	74-3/4" 189.9 cm		
ULT88	88-3/4" 225.5 cm		
ULT100	100-3/4" 256 cm		

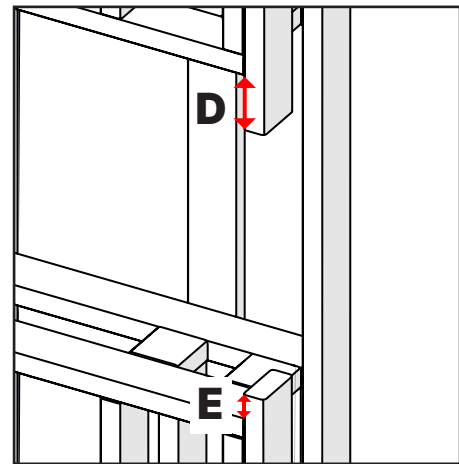
Prepare a wall with a framed opening, following the dimensions in the table. For linked installation, add widths of fireplaces used.

⚠ CAUTION: This fireplace is NOT load-bearing. Ensure the opening for the fireplace is framed in such a way that the weight of the building materials will not create pressure on the top of the fireplace.

! NOTE: Wiring connections are located at the back of the firebox, in the top right corner.



Open-sided install	
D	E
3-1/2" 9 cm	1" 2.5 cm



Alternate view for open-sided installation