



**SMART-HEATING**  
SELECTING THE RIGHT HEATER



## SELECTING THE RIGHT ENERGY SOURCE

### Natural Gas

Natural gas is a fossil fuel consisting largely of methane that harnesses the potential energy of buried organic material into a usable form. Transferred from producer to consumer primarily through pipelines, natural gas is an infrastructure-based energy source suited to fixed gas appliances fitted in locations where natural gas is available.

#### Benefits:


- Cheapest available fuel source for heating
- Readily available as a plumbed utility
- Works well in cold climates (below 41°F)
- Mounted on roof or wall to maximize floor space

#### Tips:

- If you are planning on running any other appliances on natural gas, it is worthwhile plumbing provisions to any outdoor areas where you may want heating in the future
- Due to the by-product of burning gas, heated areas must be well ventilated

#### Considerations:

- Provisions for gas plumbing are required



### Portable LPG

Liquefied Petroleum Gas (LPG) is a fossil fuel that can be harvested during the refinement of natural gas or petroleum from oil. Consisting largely of propane or butane, this fuel is gaseous under atmospheric pressure but compressed into a liquid and stored in specially-designed cylinders for transport.

#### Benefits:

- Highly-portable
- No installation required
- Works well in cold climates (below 41°F)

#### Tips:

- If used regularly, multiple cylinders are required to avoid gaps in usage
- Due to the by-products of burning gas, heated areas must be well ventilated

#### Considerations:

- Highest running costs
- Requires floor space, unlike wall-mounted alternatives
- Cylinders can run out and require replacement



### Electricity

Electricity, for the purpose of this document, refers to the infrastructure-based supply of alternating-current electric power to end users. This electric power can be generated in a large variety of ways, including the burning of fossil fuels, nuclear fission, hydroelectricity, wind turbines and solar energy.

#### Benefits:


- Cheaper to operate than LPG
- Electrical outlets are plentiful, allowing easy installation and re-purposing
- Mounted on roof or wall to maximize floor space
- Capable of operating without air flow

#### Tips:

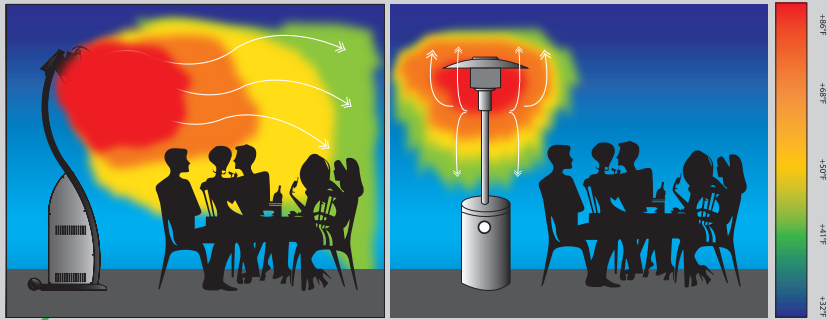
- Electricity varies in voltage and frequency between regions, so be sure to consider the compatibility of your heater

#### Considerations:

- More expensive to operate than Natural Gas
- Cannot operate during power shortages
- Not ideal for large areas



Representative diagram based on testing by Bromic engineers



✓ OPTIMUM HEAT COVERAGE      ✗ VERTICAL HEAT LOSS

## RADIANT VS. CONVECTION

Traditional patio heaters primarily rely on indiscriminate convection heating - a process that occurs when directionless warm air meets passing colder air - while Bromic's Smart-Heat™ range emits directional infrared light to accurately radiate heat towards the intended target.

ABOVE AMBIENT

## THE BROMIC SOLUTION

Bromic Heating pride themselves in the cohesive design direction applied to our entire range of heating solutions. A common thread of simplicity and subtlety runs through our Tungsten and Platinum ranges, linking two distinctly different styles under a core value of presentation that matches performance. Bromic's exceptional design has been recognized through the Tungsten Smart-Heat™ Portable's induction into the Red Dot Design Award's museum, along with the gracious acceptance of a Good Design® Award in 2014.



**Platinum Smart-Heat™**  
Gas



**Tungsten Smart-Heat™**  
Gas



**Tungsten Smart-Heat™**  
Electric



**Tungsten Smart-Heat™**  
Portable

### Key Features

- Most even heat dispersion of any outdoor heater
- Auto ignition - offers re-ignition and ability to control heaters from a central location
- Swivel bracket allows you the ability to direct heat where it is needed
- Available in NG and LPG models
- Wall mounted or ceiling mounted with ceiling pole
- Available in 300 model (heats approx. 160ft<sup>2</sup>) and 500 model (heats approx. 200ft<sup>2</sup>)

### Key Features

- Black mesh over the tiles offers a stylish finish to the heater
- Auto ignition - offers re-ignition and ability to control heaters from a central location
- Swivel bracket allows you the ability to direct heat where it is needed
- Available in NG and LPG models
- Wall mounted or ceiling mounted with ceiling pole
- Available in 300 model (heats approx. 160ft<sup>2</sup>) and 500 model (heats approx. 200ft<sup>2</sup>)

### Key Features

- 2Kw, 3Kw, 4Kw and 6Kw models
- Available in black and white to match the style of any space
- Features a quartz element with a 5500 hour average lifespan, making it more robust than common halogen counterparts
- Halogen elements produce a harsh red light that is offensive in comparison the the soft orange glow of quartz elements
- Can be ceiling or wall mounted
- Wireless controllers are available to easily adjust output

### Key Features

- The new standard in outdoor portable heaters
- Award winning Design
  - Red Dot Design™ Award
  - Good Design® Award
- Heats approximately 200ft<sup>2</sup>
- More effective and efficient than traditional outdoor heaters
- Fully enclosed gas storage
- Tilting head for directional heat
- Easy to use controls
- Durable wheels for easy moving
- Heating output adjustment between 39,800BTU and 29,300BTU

## SITE DESIGN SURVEY

Bromic Heating are experts in the practical application of our products, dedicated to ensuring our customers reap the benefits of efficient, effective heating. For this reason, we offer a FREE site design service, taking the guesswork out of creating a complete heating solution.



100 Spectrum Center Dr,  
Suite 900, Irvine, CA 92618  
United States

Tel : 1 800 301 1293  
W: [www.bromicheating.com](http://www.bromicheating.com)  
E: [info@bromicheating.com](mailto:info@bromicheating.com)